

# A Visit to the Elburn Animal Hospital

**By Flat Stanley**




**Flat Stanley came from Kaneland Stewart Elementary, the local grade school to visit all the caring people at the Elburn Animal Hospital (EAH) for about one week.**



**Here is the friendly staff waiting to greet Flat Stanley and you when you come.**



**Dr. Susan Cechner is always happy to answer your questions and explain the medical condition or problem so you can work together to help keep your pet happy and healthy!**



## **Reviewing the schedule at the start of the day**

**Stanley starts his day at the Animal Hospital helping to answer the telephone and making appointments for the animals.**



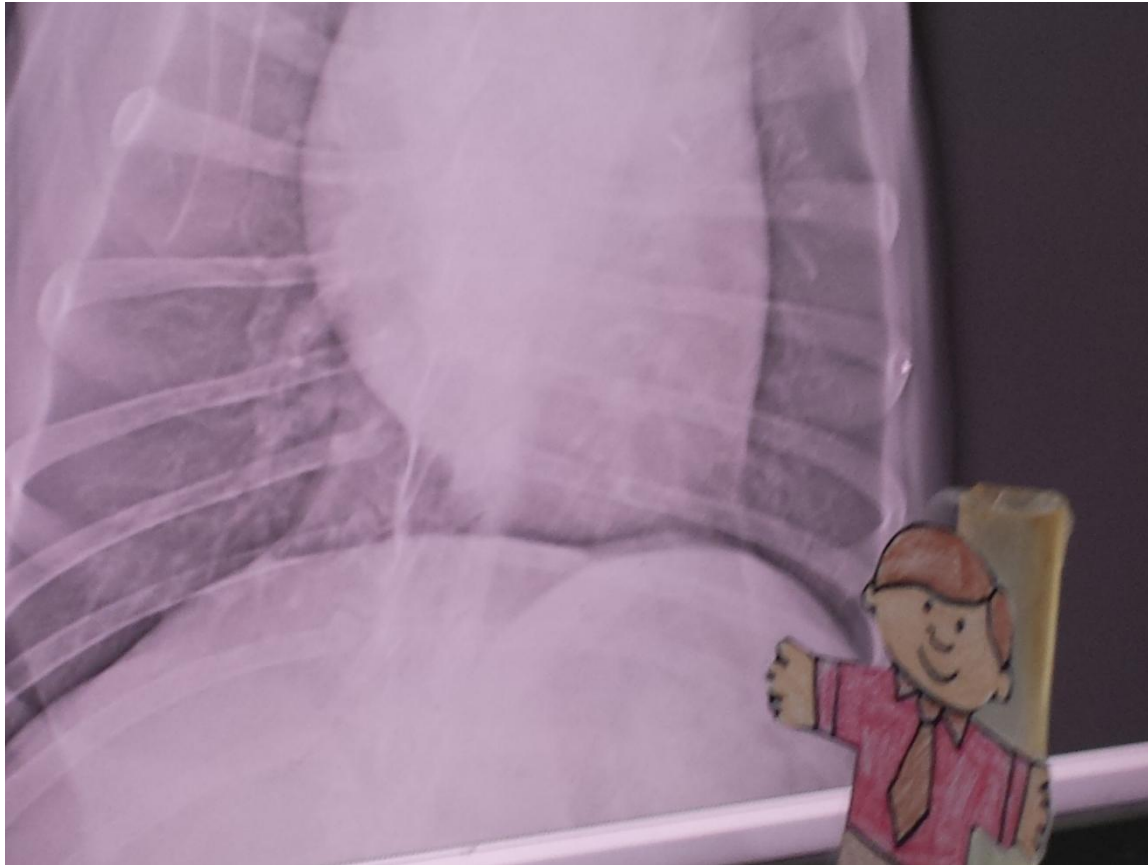


**Ollie is waiting to get radiographs (x-ray pictures) taken. Sometimes the pets don't like being in a crate but Ollie was a good girl!**



## **Flat Stanley wearing radiation protection gear.**

**Because radiation exposure to the staff can be a problem they must wear lead gowns, thyroid shields, and gloves to protect themselves. They are very heavy!! Fortunately, Stanley doesn't have a problem with getting sick from too much radiation!**




**Flat Stanley is reviewing the radiograph of Ollie's heart and lungs.**





**We see all kinds of animals at EAH like lovebirds,**



**and bunnies,**



**and snakes and other reptiles,**



and cats,






**and dogs!**

**This dog has an infected toe, (the pink one farthest from Stanley.) The dog was placed on antibiotics and the owner would soak the foot at home to help it heal.**





**Flat Stanley enjoyed looking through the microscope. The doctor and staff use it to look at fecal and urine matter as well as material taken from lumps called aspirates.**



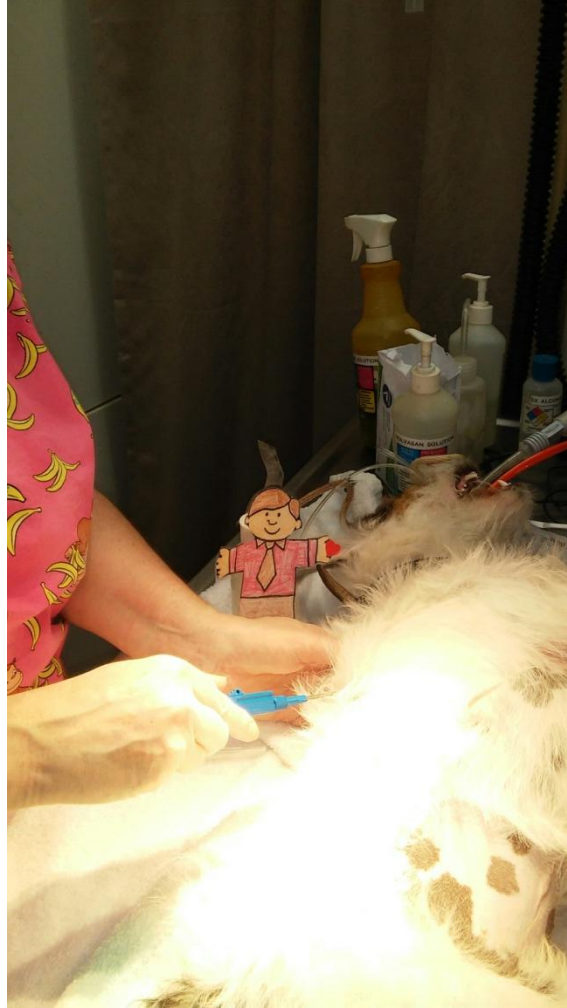
## **Vaccinations to prevent disease.**

**Dogs and cats should undergo a series of boosters to help form a good immune response to the common diseases of their individual species.**



## **Stanley observing surgery**


**Stanley watched while the patient was prepared to have a sterile procedure. He was very careful not to touch any sterile surface and contaminate it.**



**Stanley watches the insertion of a microchip.**

**The microchip is placed between the shoulder blades on the dog with a large needle. This happened to be done after this pet was neutered, but it can be done on an awake animal.**





**Stanley watches the pet get scanned for it's new microchip.**

**The handheld scanner is run over the shoulder blades to detect the chip and then it displays the chip identification code. This can be done while the pet is awake, but the staff wants to make sure the new chip is reading properly.**





## **Stanley watches Pete get acupuncture.**

**Pete has been getting acupuncture for some lameness problems he has been having for awhile. He has been getting acupuncture and chiropractic treatments for the last few months and doing much better.**



### **Flat Stanley watches Max get electro-acupuncture.**

**Max came to the EAH with no deep pain in his back legs and dragging his rear feet. Dr. Cechner did electro-acupuncture with him and he now is walking fairly well!**



**Flat Stanley has enjoyed his day helping out at the Elburn Animal Hospital, and is a big help cleaning up to get ready for the next day!**





**Flat Stanley loved working at the Elburn Animal Hospital and is planning on bringing all his pets here!**